









Nursery - Curriculum Plan

Spring 1 - 2019

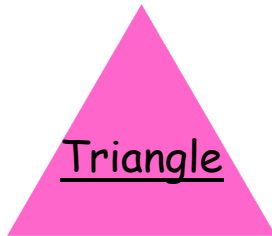
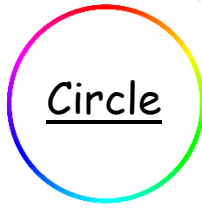
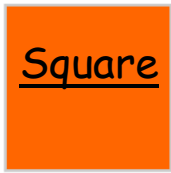
<p>Literacy</p> 	<p><u>Writing:</u> To begin to write our names. To show an interest in mark-making and talk about what they have drawn.</p> <p><u>Reading:</u> To recognise familiar words and signs such as own name and advertising logos. To talk about the pictures or logos in books and print.</p>
<p>Phonics</p> 	<p>Letters and Sounds Phase 1 Aspect 3: Body Percussion and 4: Rhythm and Rhyme.</p> <p>Aspect 7 Oral blending and segmenting.</p>
<p>Maths</p> 	<p><u>Number:</u> Select a quantity of objects from a larger group (e.g. give me six"). To count objects to 10 and beyond.</p> <p><u>Shape space and measure:</u> To identify common '2D' shapes - square, circle, oblong, triangle, star and heart. To describe their features ('straight', 'curved', 'long', 'short'). TO recognise these shapes in the environment.</p>
<p>Understanding the World</p> 	<p><u>People and Communities:</u> To recount the events that are important to them.</p> <p><u>The World:</u> To talk about (describe and explain) features of the outdoors environment that they have observed.</p> <p><u>Technology</u> To learn how to operate technological equipment.</p>
<p>PSED</p> 	<p><u>Self-confidence and Self Awareness</u> To communicate about their own home and community</p> <p><u>Managing Feelings and Behaviour</u> To begin to accept the needs of others and to turn-take and share resources.</p> <p><u>Making Relationships</u> To listen and respond to what others are saying or doing.</p>

<p>Physical Development</p> 	<p><u>Moving and Handling:</u> To hold a pencil correctly (between thumb and first two fingers). To begin to form recognisable letters. To use scissors with control.</p> <p><u>Health and Self Care:</u> To put their coats on independently and do up their zips.</p>
<p>Expressive Art and Design</p> 	<p><u>Exploring and using media and materials:</u> To begin to be interested in and describe the texture of things.</p> <p><u>Being Imaginative</u> To use available resources to create props to support role-play.</p>
<p>Communication and language</p> 	<p><u>Listening and Attention:</u> To be able to recall information about nursery rhymes.</p> <p><u>Understanding:</u> To understand and respond to simple questions and give a reason for their answer.</p> <p><u>Speaking:</u> To begin to use vocabulary related to nursery rhymes.</p>

Nursery Learning Links - Spring Term 1 2019



Can you name these 2D shapes?



Can you choose 6 marbles?



Can you hear rhyming words?

Fox



Box



Can you recognise your name and familiar words, signs and symbols?



James



Socks



Dog



Can you talk about your favourite Nursery Rhyme?

Hot Cross Buns

Hickory Dickory Dock

Humpty Dumpty

Eeny, Meeny, Miny, Moe

Twinkle Twinkle

Baa, Baa, Black Sheep

I'm a Little Teapot

Wind the Bobbin Up

Hush Little Baby

Hey Diddle Diddle

Log



frog

